Mena 3D
TOP MEASURE

WENZEL®
SCANTEC

Optical High Speed Measuring System for Production

CORE M

CORE M is a measuring system developed to fulfill the increasing demand for 100% testing. Fast and efficiently it can be used right where manufacturing takes place – in production.

The optical high speed scanning system is ideally adapted to the rough conditions of a direct production environment. CORE M is characterized by temperature stability, dirt and vibration resis- tance. High dynamic linear drives and the robust base machine of the 6-axis-measuring-system allows measurements at high speed.

Quick point acquisition is ensured by the innovative optical high intensity light sensor made by WENZEL ScanTec; on components difficult to access as well as on highly reflective surfaces; without time intensive repositioning of the part or pretreatment of surfaces.

CORE M has a measurement volume of 500 mm x 500 mm x 1500 mm and is therefore ideal for the measurement of large components. The comprehensive software package from WEN- ZEL enables easy and fast evaluations even of complex parts like blades and blisk.



Mena 3D
TOP MEASURE

Product Advantage

CORE M – The Highlights at a Glance

CORE was developed to increase speed in production processes and offers a fexible 3D inspection solution for challenging measurement requirements of today's manufacturing industries worldwide.

Fast and Efficient

- High dynamic linear drives
- Acceleration up to 10.00 mm/s²
- Movement speed up to 800 mm/s
- Fast point acquisition

Surface independent

- Innovative optical sensor based on high intensity light technology
- Measurement of highly reflective and mirror-like surfaces
- No probe-radius-correction necessary

Optimal accessibility on the part

- 6-axis-measurement-system
- 3 linear and 3 rotary axis
- Continuous swivel head
- Sensor with angle acceptance of 90° +- 85° to surface normal

Easy Integration

- Standard 110V/230V electrical connection needed
- No compressed air

Automatable

- Automatic call up and start of measuring programs
- Integration of robots for automatic loading via TCP/IP interface
- Automatic compilation of correction parameter file for production

Temperature Stable

- Stable for an enhanced temperature range (18°C – 30°C)
- Precision scales on carbon fibre mounts
- Constant temperature housing
- Laser based CAA for movement and temperature dependent machine compensation in real time

Dirt Resistant

- Protected guides
- Filters for ventilation

Vibration Resistant

- Earthquake protected up to 6,5 on the Richter scale

Large Measurement Volume in Compact Design

- Measuring volume 500 mm x 500 mm x 1500 mm
- Small footprint of 1,3 m x 3,5 m
- Measuring system height 2,5 m

Application

Measurement of complex components with High Speed

The success of CORE lies within the analysis of important components of engine and turbine manufacturing such as turbine blades and blisks. CORE can also be used for fast and accurate measurement of any part in direct production surroundings. Furthermore CORE is especially suitable for measurement of sensitive or flexible material as well as highly reflective surfaces.

1 | Turbine Blade
2 | Turbine Blade
3 | Blisk
4 | Common Rail

Software

All Possibilities for Your Application

For your application the perfect software solution! Whether CORE M is integrated as fully automated system to production for measurement of serial parts, or partially automated for measurement of different components, the software always fits the measuring task optimally.

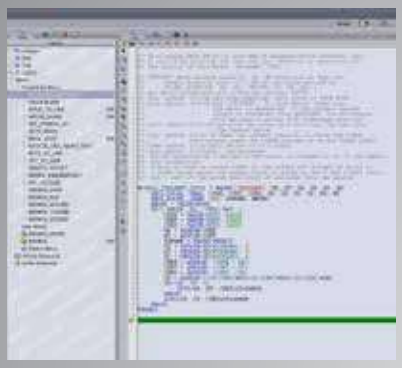

OpenDMIS®

For multiple parts; the approved measuring software OpenDMIS® is ideal. The intuitive user interface and seamless CAD integration enable the quick creation of measuring programs. OpenDMIS® supports DMIS standard as programming language and allows therefor easy exchange of measuring programs with other measuring systems.

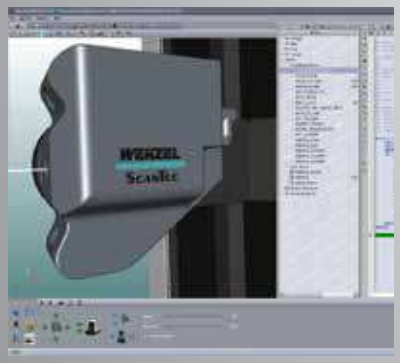

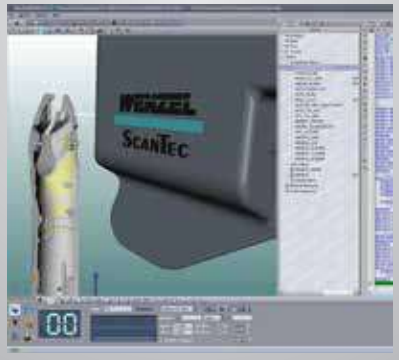

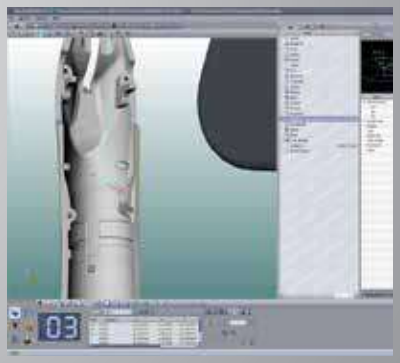

Win3DS

Win3DS is the solution for fully automated system integration; ideal for the complete analysis of turbine blades. For measurements with Win3DS nominal and parameterized data can be used. A powerful library with more than 500 functions allows the easy evaluation of blade parameters to be completed, inclusive of different functions for alignment.

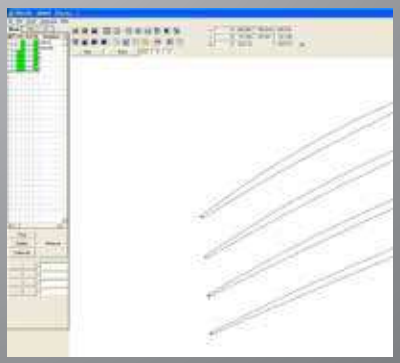

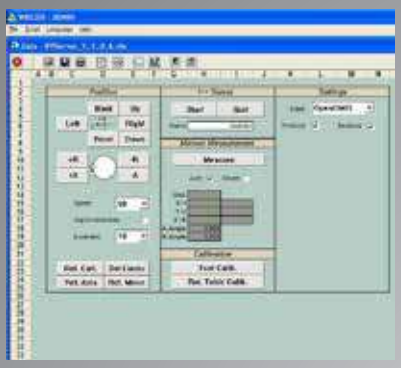

I++ DME Server

CORE is equipped with I++ DME Server. I++ DME is a multi-supplier interface between CMM and measuring software. This allows the independent purchase of CMM and measuring software. Standardized software within a company, even from different suppliers, can reduce the costs for training and increases the flexibility of the measuring system and user. Measuring programs can simply be exchanged between the different measuring systems.

Mena3D GmbH
Vogelsangstrasse 27
70176 Stuttgart
Germany
Phone:+49 (0) 711 94 56 82 82
Fax :+49 (0) 711 94 56 82 88
E-Mail: contact@mena3d.com
www.mena3d.com

Mena3D Qatar
D-Ring
P.O.Box: 22103
Doha, Qatar
Phone :+974 (0) 4 03 155 55
Fax :+974 (0) 4 46 544 05
contact@mena3d.com

Mena3D Services s.a.r.l
112 rue Radhia Haded
1001 Tunis
Tunisia

Phone:+216 (0) 71 245 692
Fax :+216 (0) 71 245 692
contact@mena3d.com

Mena3D s.a.r.l
Beshara El Khoury Street
4th Floor, Ghanaja Building
Beirut, Lebanon
Phone :+961 (0) 70 34 54 82
contact@mena3d.com

Mena3D Trading FZE
JAFZA One Building
10th Floor BB1007, JAFZA North
P.O. Box 18215
Dubai, United Arab Emirates
Phone:+971 (0) 4 88 767 46
Fax :+971 (0) 4 88 765 18
contact@mena3d.com

Mena3D S.a.r.l
Avenue Allal El Fassi
Residence Sanaa, 4th Floor
Apartment No. 24
Issil Marrakech, Morocco
Phone :+212 (0) 5 24 45 83 94
Fax :+212 (0) 5 24 45 86 74
contact@mena3d.com